

# — Steel Frames

Enveloping, Walls, Flooring & Ceilings

Con-form<sup>®</sup>  
GROUP  
Making it *Easy*



# Con-form Frames<sup>®</sup>

## A Solid Foundation



### Precision Engineered

Con-form Group Light Gauge Steel frames are custom designed and certified by our highly experienced in-house CAD Design and Engineering teams and made to order in our Manufacturing Centre of Excellence.

Ensuring the highest levels of Quality Assurance from concept to delivery.

You benefit from more than 20 years of innovation with lightweight steel in the national construction industry.

- > DiamondSteel Ceiling Frames
- > DiamondSteel Floor Frames
- > DiamondSteel Wall Enveloping
- > DiamondSteel Wall Frames

### Customer Assurance – Guaranteed

Our enveloping-ceiling-flooring-internal wall frames are manufactured from (purple!) G550 hot-dipped aluminium/zinc alloy-coated 90mm Light Gauge Steel which is strong, durable and reliable.

Our frames are ideal for a multitude of single and multi-storey commercial and residential applications.

- > Products comply with Australian Standards
- > 50-year warranty on steel products
- > Dispatch Lead Time Guarantee (we will complete your project on time)
- > Comprehensive Safety Compliance (public and product liability insurance @ \$20,000,000 + professional indemnity insurance @ \$10,000,000)
- > Australian Owned
- > Australian Made (manufactured in accordance with our stringent Quality Control at our Bathurst-based facility)

### Advantages over Timber

Features	 Light Gauge Steel Frame	 Timber Frame
Moisture Resistant	Yes	No
Fire Resistant	Yes	No
Mould Resistant	Yes	No
Termite Resistant	Yes	No
Split & Warp	No	Yes
Weight	30% Lighter*	29.5kg/m <sup>2</sup>
Material Wastage	~2%	~20%
50 Year Warranty	Yes	No
Made from Recycled Raw Materials	Yes	No

\* compared to traditional timber stud framing

This is our guarantee to you.



# Con-form **Frames**®

## A Solid Foundation

### No Limits

Over the past two decades we have supported an extensive variety of construction projects across the nation...

- > Aged Care Centres
- > Automotive Showrooms
- > Bulky Goods Warehouses
- > Commercial Offices
- > Child Care Centres
- > Data Centres
- > Fast Food Outlets
- > Government Buildings
- > Industrial Factories
- > Modular Housing
- > Plant Machinery Shelters
- > Retail Warehouses
- > Residential
- > Retail Outlets
- > Shopping Centres
- > Service Stations
- > Schools-Universities
- > Site Offices
- > Storage Sheds

### Rapid Installation

Fast-track your project with prefabricated frames which can be installed in a fraction of the time that it takes for other industry methods (for example, enveloping of a large retail warehouse in just two days).

Our accurate dimensioning allows for no-fuss installation.

### Prompt Delivery

We have the manufacturing capacity to quickly produce your frames and we deliver them directly to sites anywhere in New South Wales and the ACT. And beyond.

Keep an eye out for our Con-form Group truck or purple Dodge RAM!

### You're In Good Hands




Con-form Group is a renowned market leader in our sector of the Australian construction industry.

With more than 20 years of experience, we support the nation's biggest building companies along with the likes of Microsoft, Amazon, Google and State Governments.

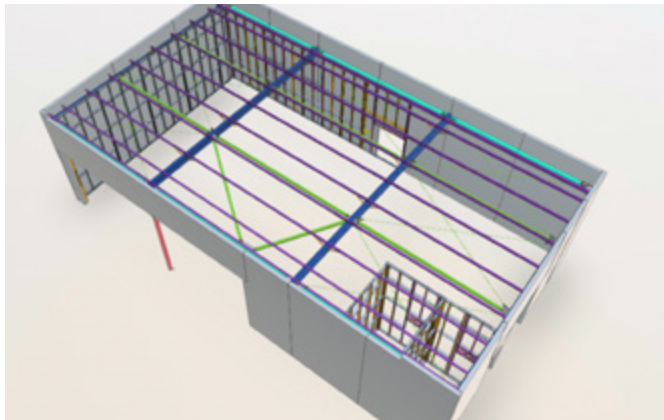
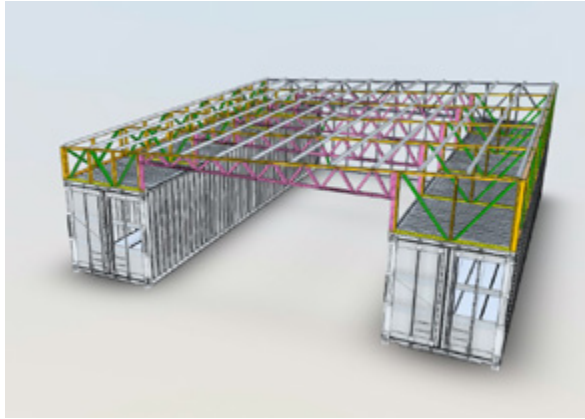
Our innovative "industry-first" ultra-lightweight steel products set the pace in rooftop platforms, screens and acoustic walls.

With our extensive knowledge of platform and screen frame systems it was only natural that we would expand to designing and making Light Gauge Steel internal frames. We call this product range: DiamondSteel.

We have the resources, expertise and production capacity to deliver a competitive framing outcome for every project.








# Product Overview

Making it easy every step of the way.



EasyMech **MR**®  
Purlin-Mounted HVAC+R Deck



Span+ **Platform**®  
Rafter-Mounted HVAC+R Deck



EasyMech **CR**®  
Concrete Mounted HVAC+R Deck



Con-form **Access**®  
Roof Access Systems & Walkways



Con-form **Frames**®  
Wall Enveloping & Internal Walls & Ceilings



Con-form **Floors**®  
Mezzanine & Sub-Floor Frames



Conceal **Wall**® & Conceal **AeroWall**®  
Premium Visual Barriers with Airflow options



Louvre **Wall**®  
Visual Barriers with Airflow



Acoustic+ **Wall**®  
Tunable Acoustic Visual Barriers



Acoustic+ **LouvreWall**®  
Acoustic Visual Barriers with Airflow



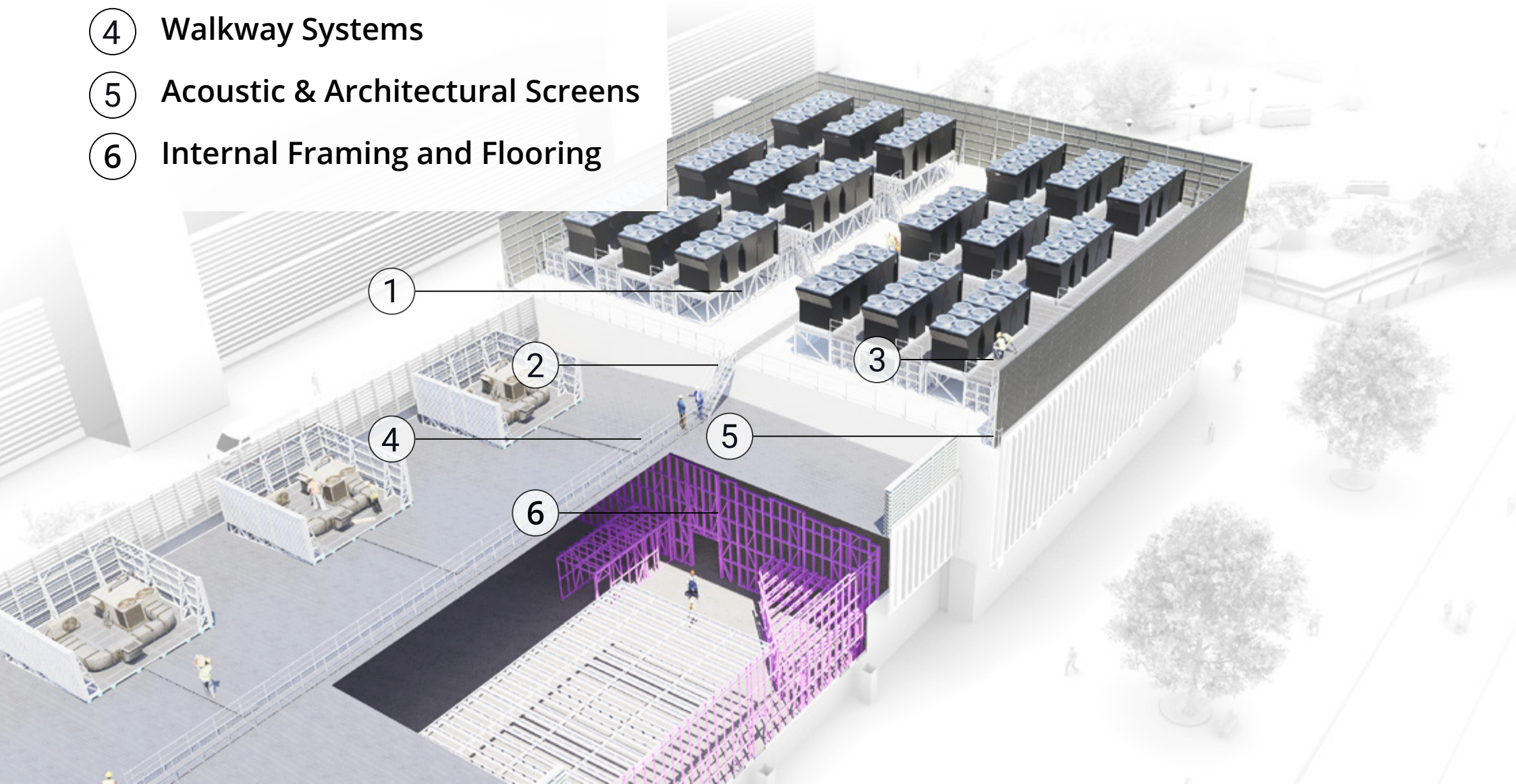
Acoustic+ **UltraWall**®  
Premium Acoustic Visual Barriers



Screen to **Roof**®  
Screen Systems Directly Mounted to Roof



- ① Plant Platforms
- ② Stairs & Access Systems
- ③ Raised Walkway Systems
- ④ Walkway Systems
- ⑤ Acoustic & Architectural Screens
- ⑥ Internal Framing and Flooring





# Con-form<sup>®</sup> GROUP

Making it *Easy*



## Our Capability Brands

---



Manufacturing  
Centre of Excellence



Digital Design  
Centre



Product  
Development Centre



Custom  
Engineered Product



Architectural  
Creative Partner



Design  
To Install



Acoustic  
Testing Lab



Australian  
Owned/Operated